




turlens


# Lego-lens


PCB (150 240 )

LENS (30 79,5 )30°,50°





PCB + LENS








CHOOSE YOUR SIZE (LINE)





INSERT LENS





# CHOOSE YOUR SIZE (RECTANGLE)



## INSERT LENS



## Maybe 15 DIFFERENT SIZES:



<b>Options</b>	<b>H (mm)</b>	<b>L (mm)</b>
1	30	80
2	30	160
3	30	240
4	60	80
5	60	160
6	60	240
7	90	80
8	90	160
9	90	240
10	120	80
11	120	160
12	120	240
13	150	80
14	150	160
15	150	240